

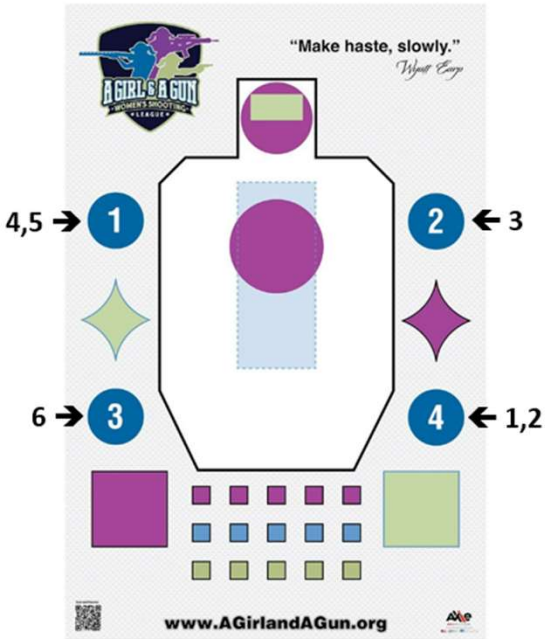
Quarterly Match - 1QTR2024 Distance: **5 Yards** Target: **"Silhouette Target"**
 Firearm start condition & position: **Pistol unloaded and on work surface with slide locked open**
 Shooter start position: **Shooter arms relaxed with hands down at sides.**

For ALL 3 strings, use BOTH hands

Divisions:

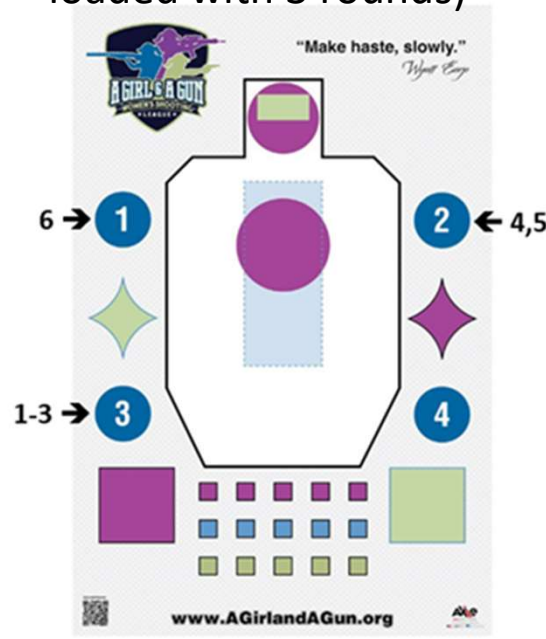
- OCI = Orange Centerfire Irons
- OCO = Orange Centerfire Optics
- ORI = Orange Rimfire Irons
- ORO = Orange Rimfire Optics
- GCI = Green Centerfire Irons
- GCO = Green Centerfire Optics
- GRI = Green Rimfire Irons
- GRO = Green Rimfire Optics
- BCI = Blue Centerfire Irons
- BCO = Blue Centerfire Optics
- BRI = Blue Rimfire Irons
- BRO = Blue Rimfire Optics
- NFP = Not for Prizes

String 1
1 magazine 6



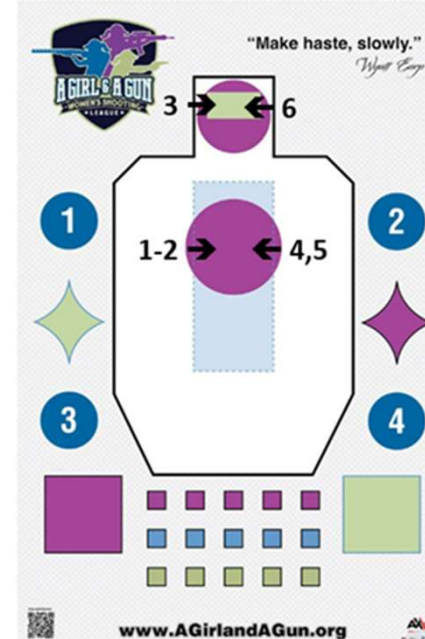
On buzzer, load the magazine and shoot 6 rounds, listed in the above order.

String 2
2 magazines (each loaded with 3 rounds)



On buzzer, load the magazine and shoot rounds #1-3, listed in the above order. Safely reload, then shoot rounds #4-6, listed in the above order.

String 3
1 magazine, 6



On buzzer, load the magazine and shoot 6 rounds, listed in the above order.

Bonus in String 3:
 Subtract 1 second if round #3 **OR** round #6 touch or land within the green rectangle.
OR
 Subtract 2 seconds if both rounds #3 **AND** #6 touch or land within green rectangle.

After shooting EACH STRING, say aloud, "Clear & make safe the gun" then return pistol to work surface with magazine out and slide locked back.

Note: For a shot to count, it must be touching the outer edge of the shape or within the shape. Any shot outside of the shape, not touching the outer edge of the shape, counts as a miss.