

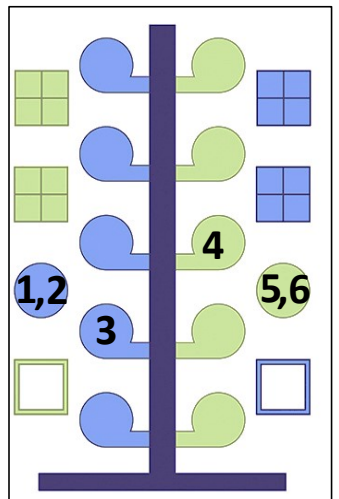
Quarterly Match - 3QTR2023 Distance: 5 Yards Target: "Target #2"

Firearm start condition & position: **Pistol unloaded and on work surface with slide locked open**

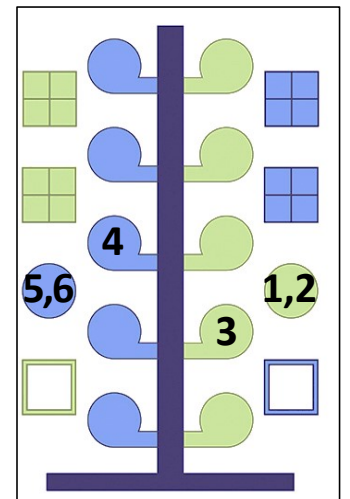
Shooter start position: **Shooter arms relaxed with hands down at sides.**

- Divisions:**
- OCI = Orange Centerfire Irons
 - OCO = Orange Centerfire Optics
 - ORI = Orange Rimfire Irons
 - ORO = Orange Rimfire Optics
 - GCI = Green Centerfire Irons
 - GCO = Green Centerfire Optics
 - GRI = Green Rimfire Irons
 - GRO = Green Rimfire Optics
 - BCI = Blue Centerfire Irons
 - BCO = Blue Centerfire Optics
 - BRI = Blue Rimfire Irons
 - BRO = Blue Rimfire Optics
 - NFP = Not for Prizes

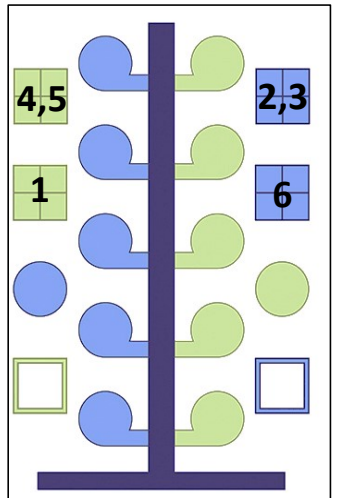
String 1
1 magazine, 6 rounds



String 2
1 magazine, 6 rounds



String 3
1 magazine, 6 rounds



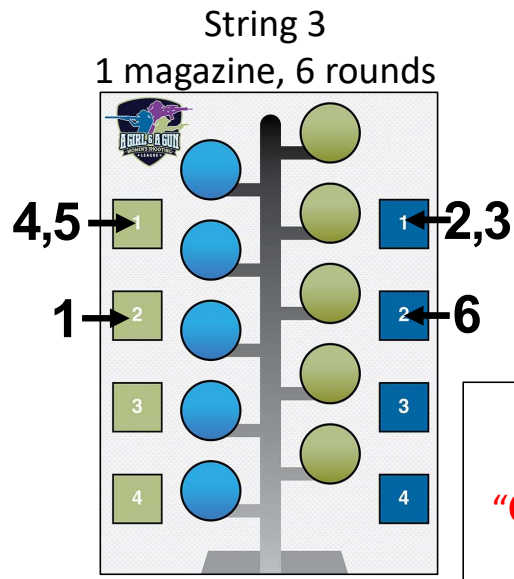
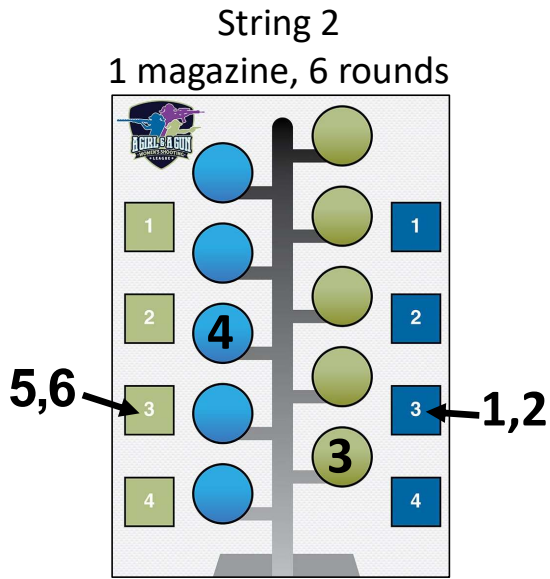
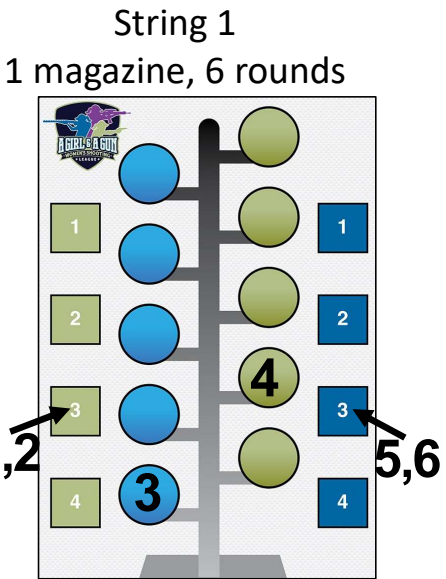
For String 1 and String 2 use **BOTH hands:**
On buzzer, load the magazine and shoot rounds 1 – 6,
listed in the above order

For String 3 use **DOMINANT hand ONLY:**
On buzzer, load the magazine and shoot rounds 1 – 6,
listed in the above order

**After shooting EACH STRING, say aloud,
"Clear & make safe the gun"**
then return pistol to work surface with magazine out and slide locked back.

Quarterly Match - 3QTR2023 Distance: **5 Yards** Target: **“Dueling Tree Target”**
 Firearm start condition & position: **Pistol unloaded and on work surface with slide locked open**
 Shooter start position: **Shooter arms relaxed with hands down at sides.**

- Divisions:**
- OCI = Orange Centerfire Irons
 - OCO = Orange Centerfire Optics
 - ORI = Orange Rimfire Irons
 - ORO = Orange Rimfire Optics
 - GCI = Green Centerfire Irons
 - GCO = Green Centerfire Optics
 - GRI = Green Rimfire Irons
 - GRO = Green Rimfire Optics
 - BCI = Blue Centerfire Irons
 - BCO = Blue Centerfire Optics
 - BRI = Blue Rimfire Irons
 - BRO = Blue Rimfire Optics
 - NFP = Not for Prizes



After shooting EACH STRING, say aloud, “Clear & make safe the gun”
 then return pistol to work surface with magazine out and slide locked back.

- For String 1:**
 On buzzer, load the magazine and shoot with **BOTH hands**:
1. green square #3
 2. green square #3
 3. bottom blue paddle
 4. 2nd green paddle from bottom
 5. blue square #3
 6. blue square #3

- For String 2:**
 On buzzer, load the magazine and shoot with **BOTH hands**:
1. blue square #3
 2. blue square #3
 3. bottom green paddle
 4. middle blue paddle
 5. green square #3
 6. green square #3

- For String 3:**
 On buzzer, load the magazine and shoot with **DOMINANT hand ONLY**:
1. green square #2
 2. blue square #1
 3. blue square #1
 4. green square #1
 5. green square #1
 6. blue square #2